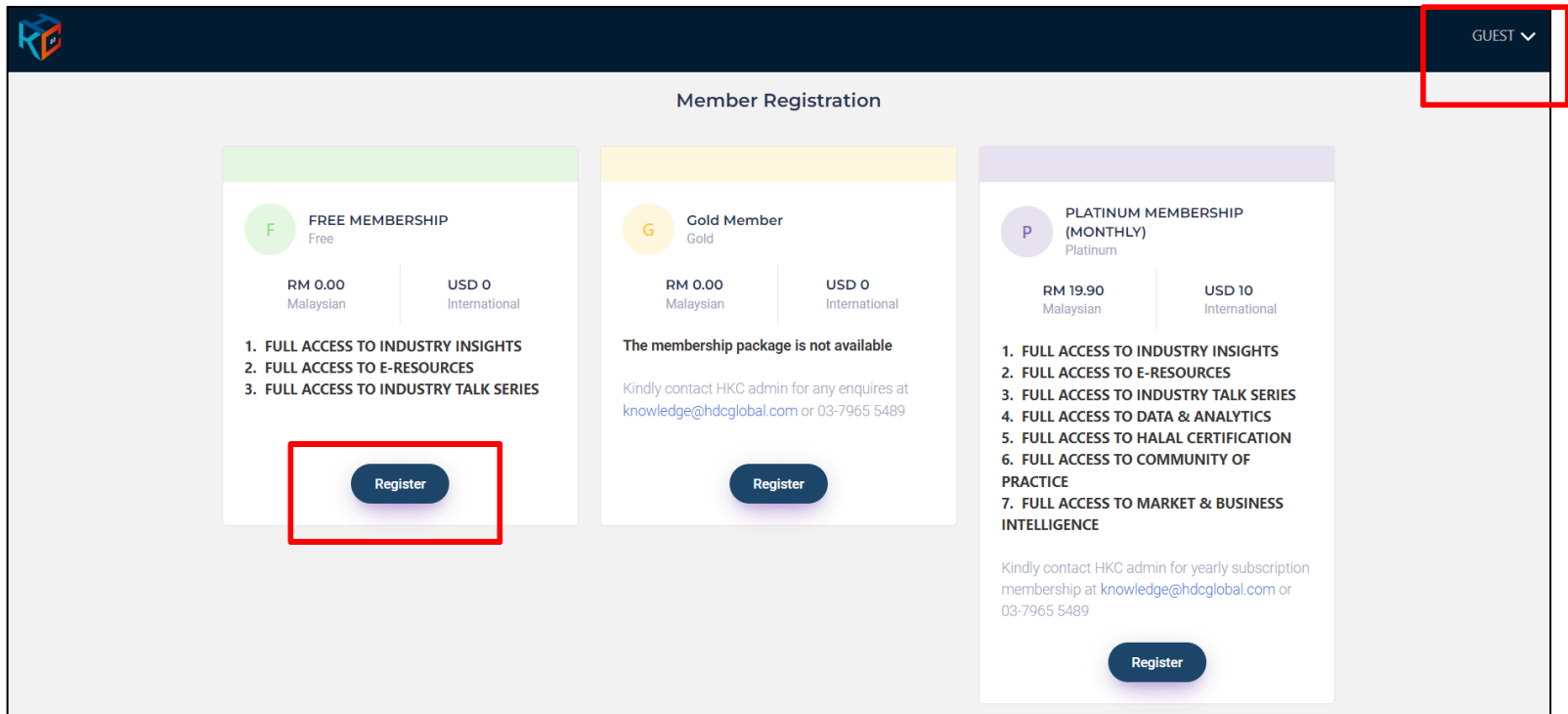


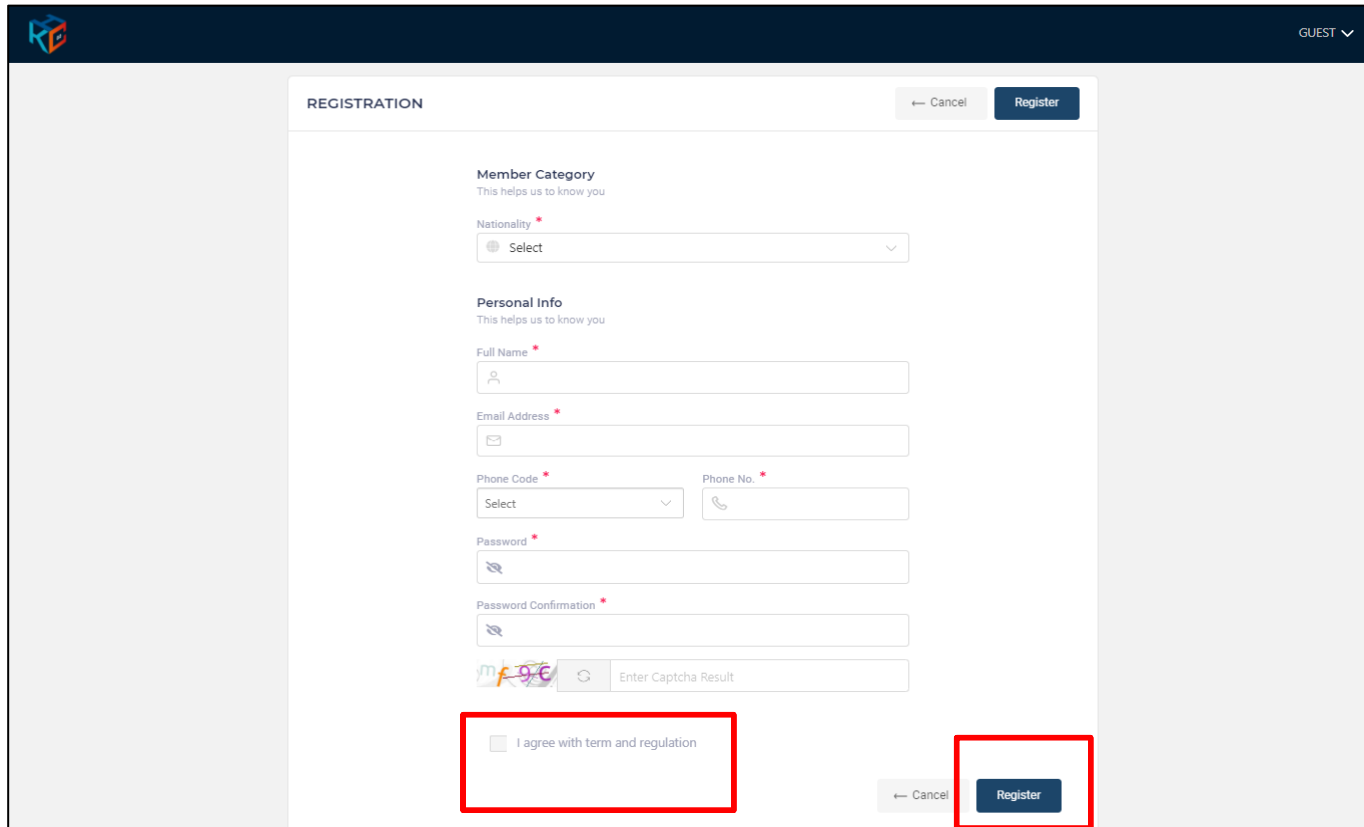
**1. Registration for HKC Free Member – Sign Up**

- a. Action by : Participant
- b. Instruction : Click GUEST, choose sign up and click register button for free membership.
- c. Expected Result :



## 2. Registration Form

- a. Action by : Participant
- b. Instruction : Fill up the form
  - Fill up all the required information and enter captcha
  - Tick the box of agree with term and regulation
  - Click register button
- c. Expected Result :

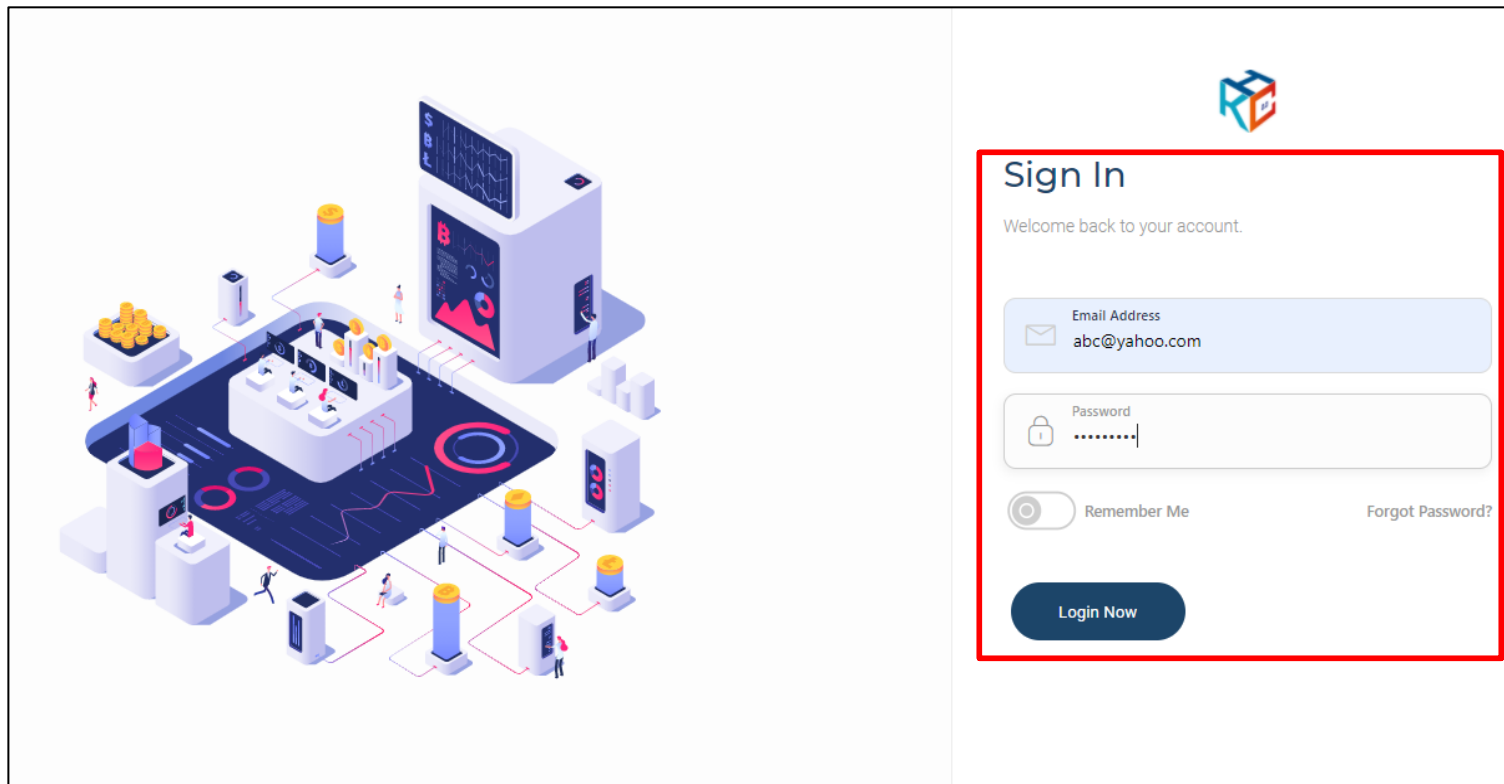



The screenshot shows a web registration form with the following elements:

- Header:** "REGISTRATION" with "Cancel" and "Register" buttons.
- Member Category:** "This helps us to know you" with a "Nationality" dropdown menu.
- Personal Info:** "This helps us to know you" with fields for "Full Name", "Email Address", "Phone Code", "Phone No.", "Password", and "Password Confirmation".
- Captcha:** A field labeled "Enter Captcha Result" with a refresh button.
- Agreement:** A checkbox labeled "I agree with term and regulation".
- Buttons:** "Cancel" and "Register" buttons at the bottom right.

### 3. Activation HKC Account

- a. Action by : Participant
- b. Instruction : Received HKC account activation email, please click the link to activate your HKC account and Log in to activate
- c. Expected Result :



	<b>User Guide</b>	
	Doc Ref : UG-HKC.Membership.02	Version: 2.0 Printed Date:
		Page No : 4 of 10

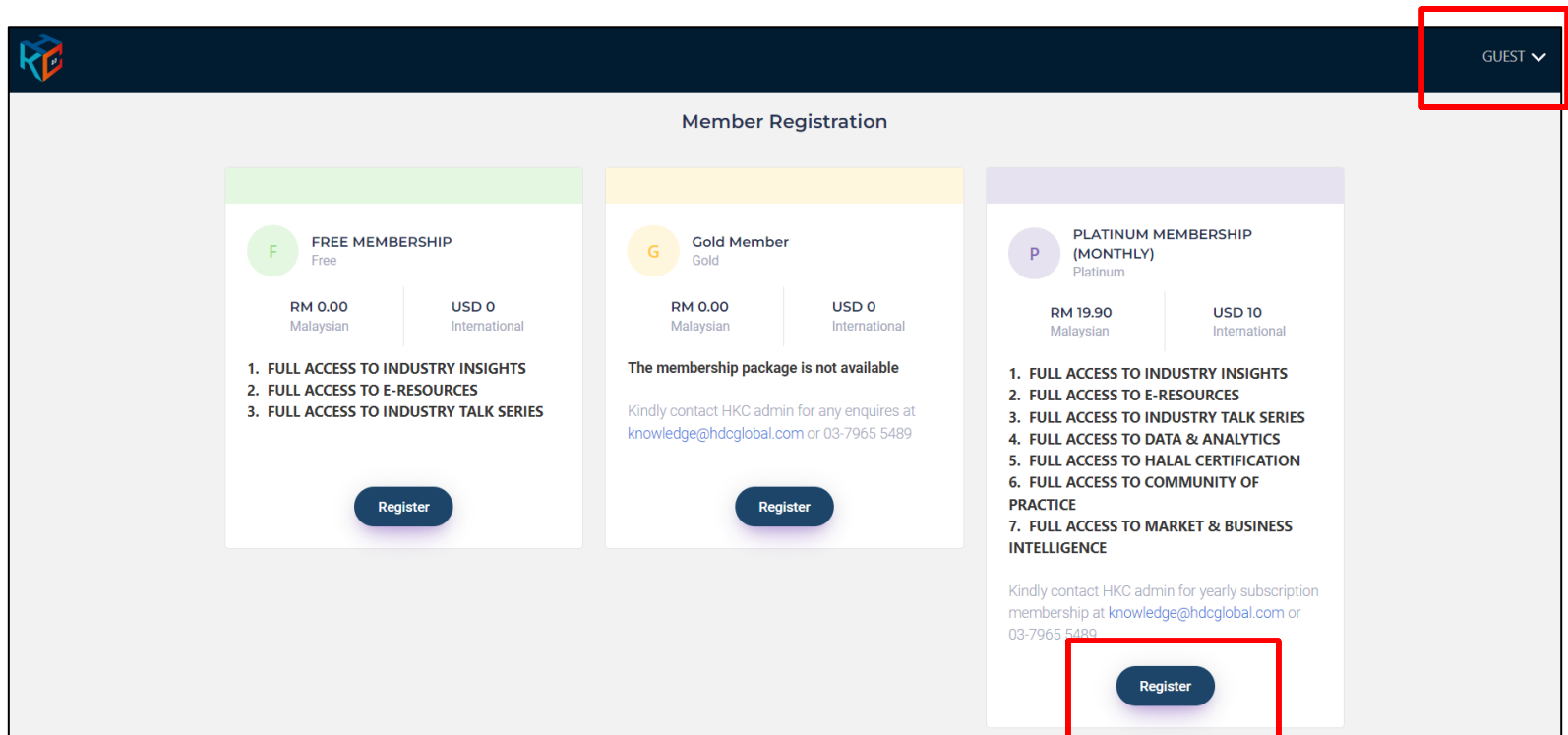
**4. Successful HKC Account Activation**

- a. Action by : Participant
- b. Expected Result :
  - Main page appear
  - Member may browse profile on top-right



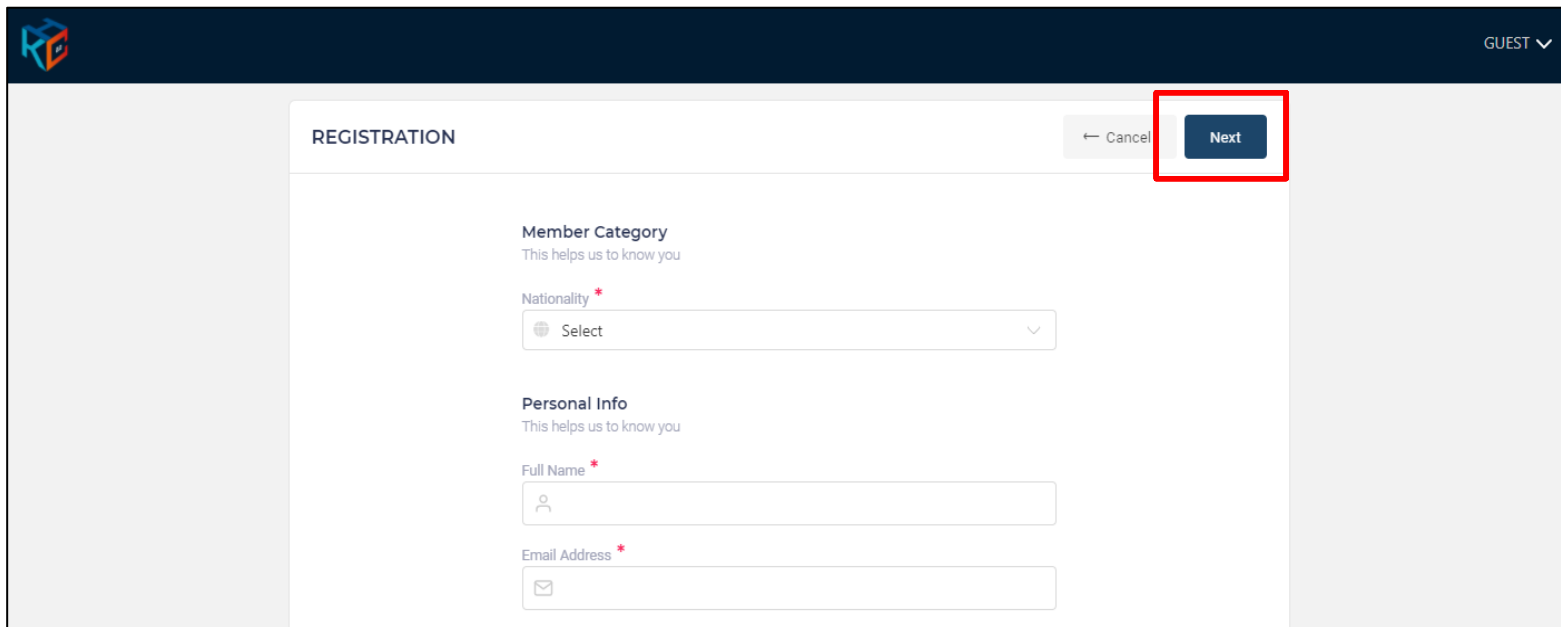
**5. Registration for HKC Paid Member – Sign Up**

- a. Action by : Participant
- b. Instruction : Click GUEST, choose sign up and click register button for your membership selection type. For yearly subscription please contact admin at [knowledge@hdcglobal.com](mailto:knowledge@hdcglobal.com) @ +603 7965 5489
- c. Expected Result :



## 6. Registration Form

- a. Action by : Participant
- b. Instruction : Fill up the form and click next button
- c. Expected Result :




The screenshot shows a web interface for a registration form. At the top left is the HKC logo, and at the top right is a 'GUEST' dropdown menu. The main content area is titled 'REGISTRATION' and contains the following elements:

- A 'Cancel' button with a left-pointing arrow.
- A 'Next' button, which is highlighted with a red rectangular box.
- A section titled 'Member Category' with the subtitle 'This helps us to know you'.
- A 'Nationality' field with a red asterisk, a globe icon, and a 'Select' dropdown menu.
- A section titled 'Personal Info' with the subtitle 'This helps us to know you'.
- A 'Full Name' field with a red asterisk and a person icon.
- An 'Email Address' field with a red asterisk and an envelope icon.

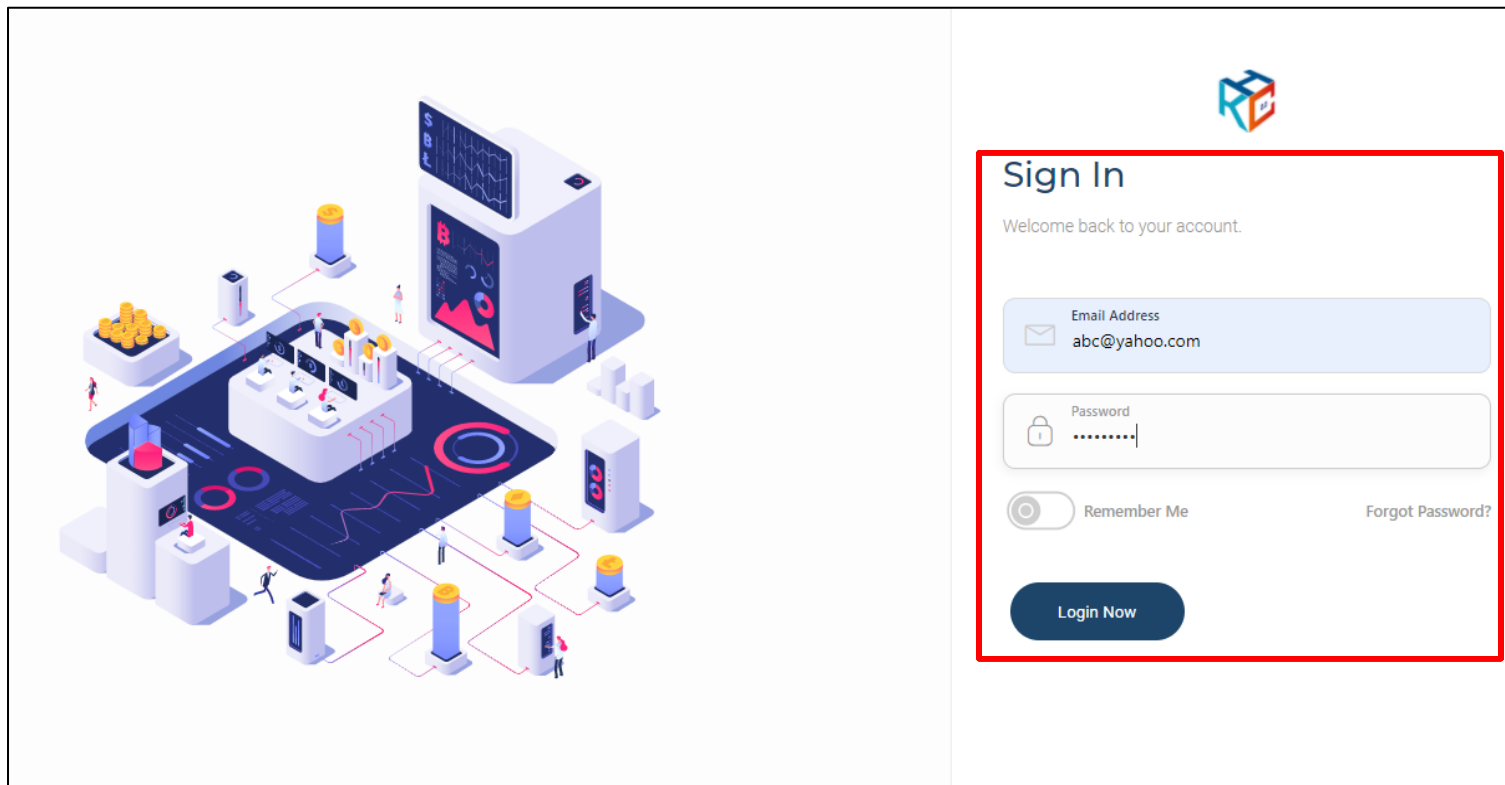
## 7. Proceed for Payment

- a. Action by : Participant
- b. Instruction : Proceed for membership payment fee
  - Select payment method
  - Enter Captcha
  - Tick the term and regulation
  - Click proceed to make the payment
- c. Expected Result :


<p><b>Subscription Details</b></p> <p>Membership Package : PLATINUM MEMBERSHIP (MONTHLY)</p> <p>Member Type : Malaysian</p> <p>Amount : RM 19.90</p> <p>IC Number :</p> <p>Email : abc@yahoo.com</p> <p>Nationality : Malaysia</p> <p>Address : ABC KOTA DAMANSARA 47810 PETALING JAYA Selangor Malaysia</p> <p>Company/Organization Name : ABC FOOD</p> <p>Profession: Executive</p> <p>Division : DEFG</p>	<p><b>Payment</b></p> <p>Payment Method <span style="float: right;">Total Amount</span></p> <p>Select <span style="float: right;"><b>RM 19.90</b></span></p> <p> Enter Captcha Result <input type="text"/></p> <p><input type="checkbox"/> I agree with term and regulation</p> <p style="text-align: center;"><b>Proceed</b></p> <p style="text-align: center;">Cancel</p>
--	--

## 8. Activation HKC Account

- a. Action by : Participant
- b. Instruction : Received HKC account activation email, please click the link to activate your HKC account and Log in to activate
- c. Expected Result :





	<b>User Guide</b>	
	Doc Ref : UG-HKC.Membership.02	Version: 2.0 Printed Date:
		Page No : 9 of 10

**9. Successful HKC Account Activation**

- a. Action by : Participant
- b. Expected Result :
  - Main page appear
  - Member may browse profile on top-right





## User Guide

Doc Ref : UG-HKC.Membership.02

Version: 2.0

Printed Date:

Page No : 10 of 10

**For enquiries:**

**Halal Knowledge Centre (HKC)**

Halal Development Corporation Berhad (HDC)

+603 7965 5555 / +603 7965 5489

[knowledge@hdcglobal.com](mailto:knowledge@hdcglobal.com)