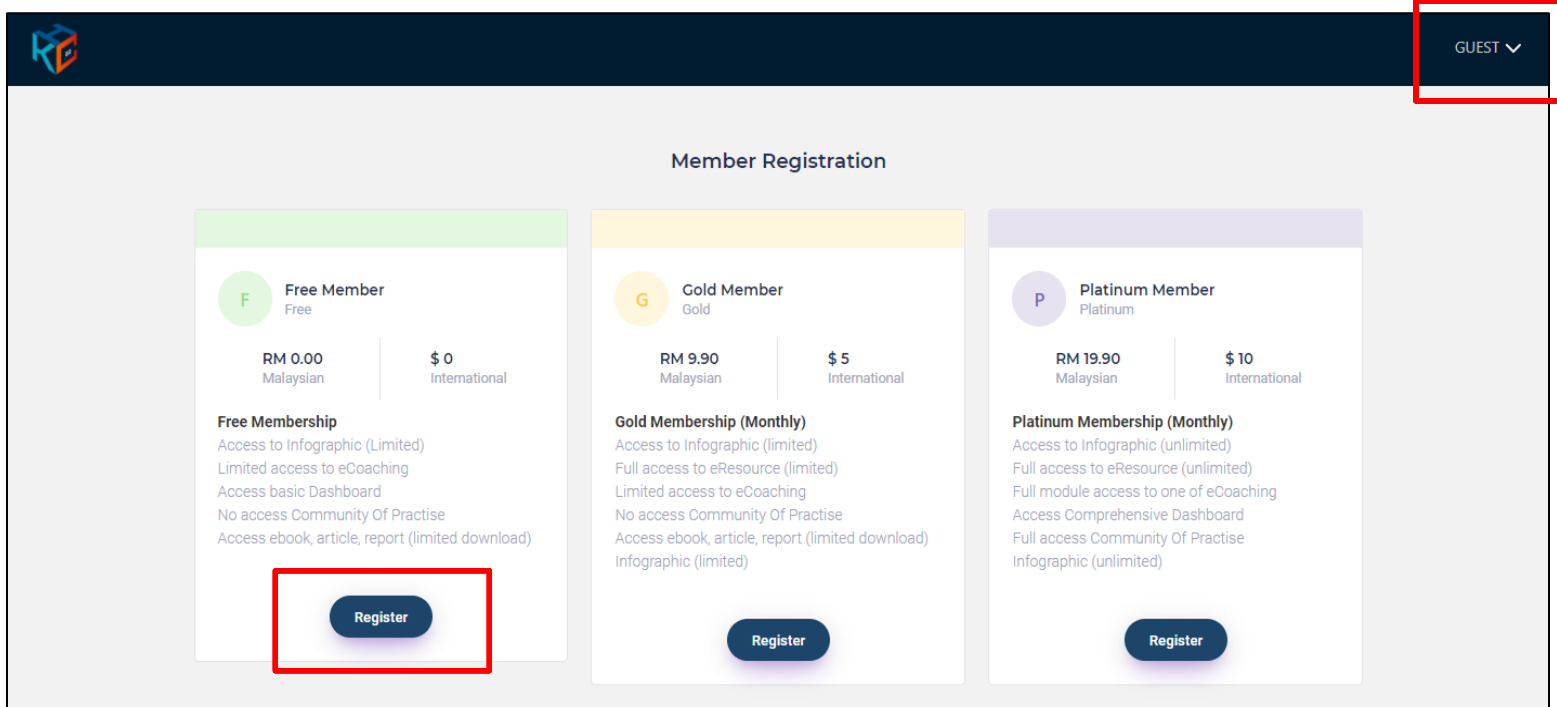


1. Registration for HKC Free Member – Sign Up

- a. Action by : Participant
- b. Instruction : Click GUEST, choose sign up and click register button for free membership.
- c. Expected Result :



The screenshot displays the 'Member Registration' page with three membership tiers. The 'GUEST' dropdown menu in the top right corner is highlighted with a red box. The 'Free Member' option is highlighted with a red box around its 'Register' button. The 'Free Member' card shows a price of RM 0.00 for Malaysian and \$ 0 for International. The 'Gold Member' card shows a price of RM 9.90 for Malaysian and \$ 5 for International. The 'Platinum Member' card shows a price of RM 19.90 for Malaysian and \$ 10 for International. Each card lists the benefits of the membership tier.

Membership Tier	Price (Malaysian)	Price (International)
Free Member (Free)	RM 0.00	\$ 0
Gold Member (Gold)	RM 9.90	\$ 5
Platinum Member (Platinum)	RM 19.90	\$ 10

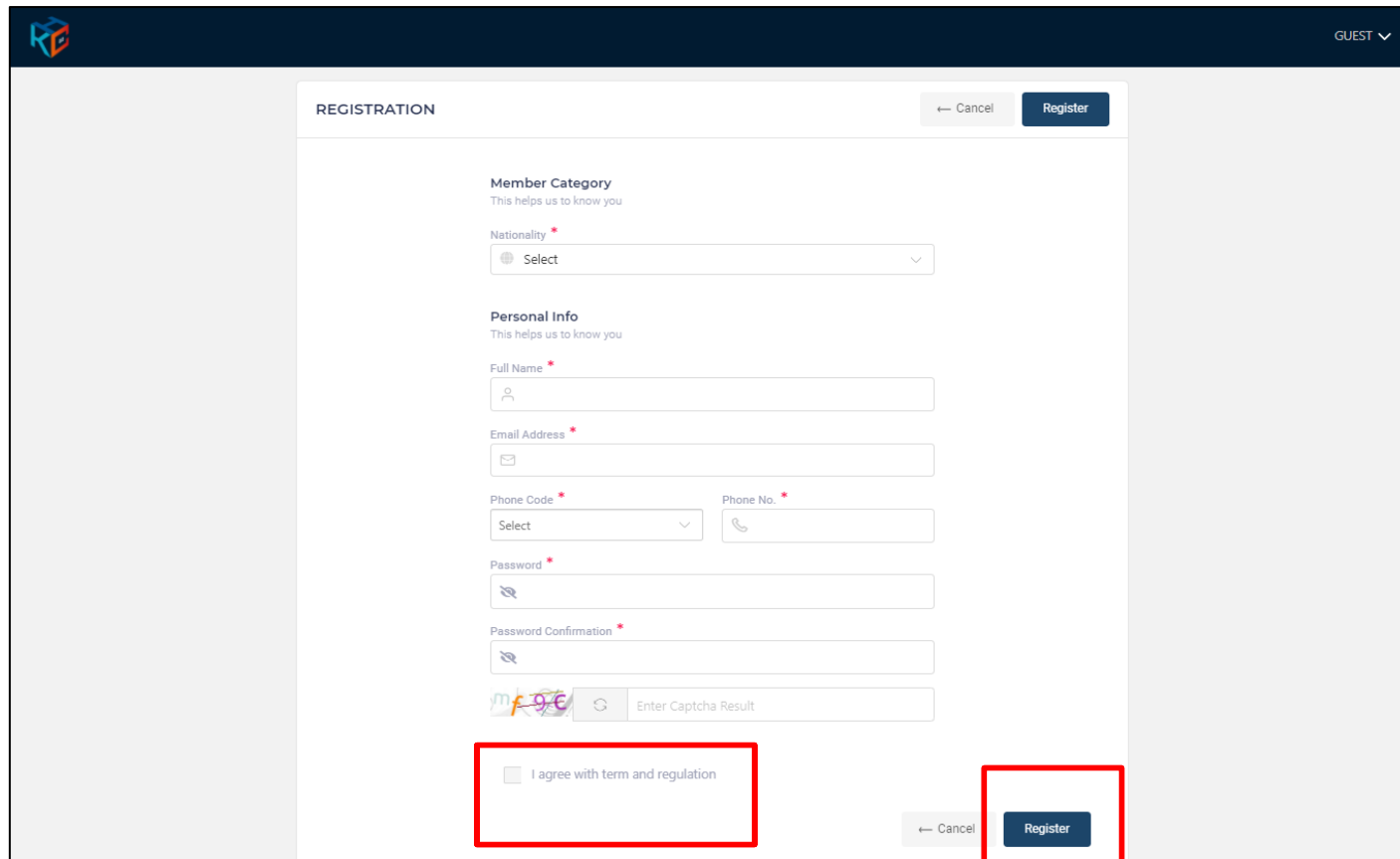
Free Membership
Access to Infographic (Limited)
Limited access to eCoaching
Access basic Dashboard
No access Community Of Practise
Access ebook, article, report (limited download)

Gold Membership (Monthly)
Access to Infographic (limited)
Full access to eResource (limited)
Limited access to eCoaching
No access Community Of Practise
Access ebook, article, report (limited download)
Infographic (limited)

Platinum Membership (Monthly)
Access to Infographic (unlimited)
Full access to eResource (unlimited)
Full module access to one of eCoaching
Access Comprehensive Dashboard
Full access Community Of Practise
Infographic (unlimited)

2. Registration Form

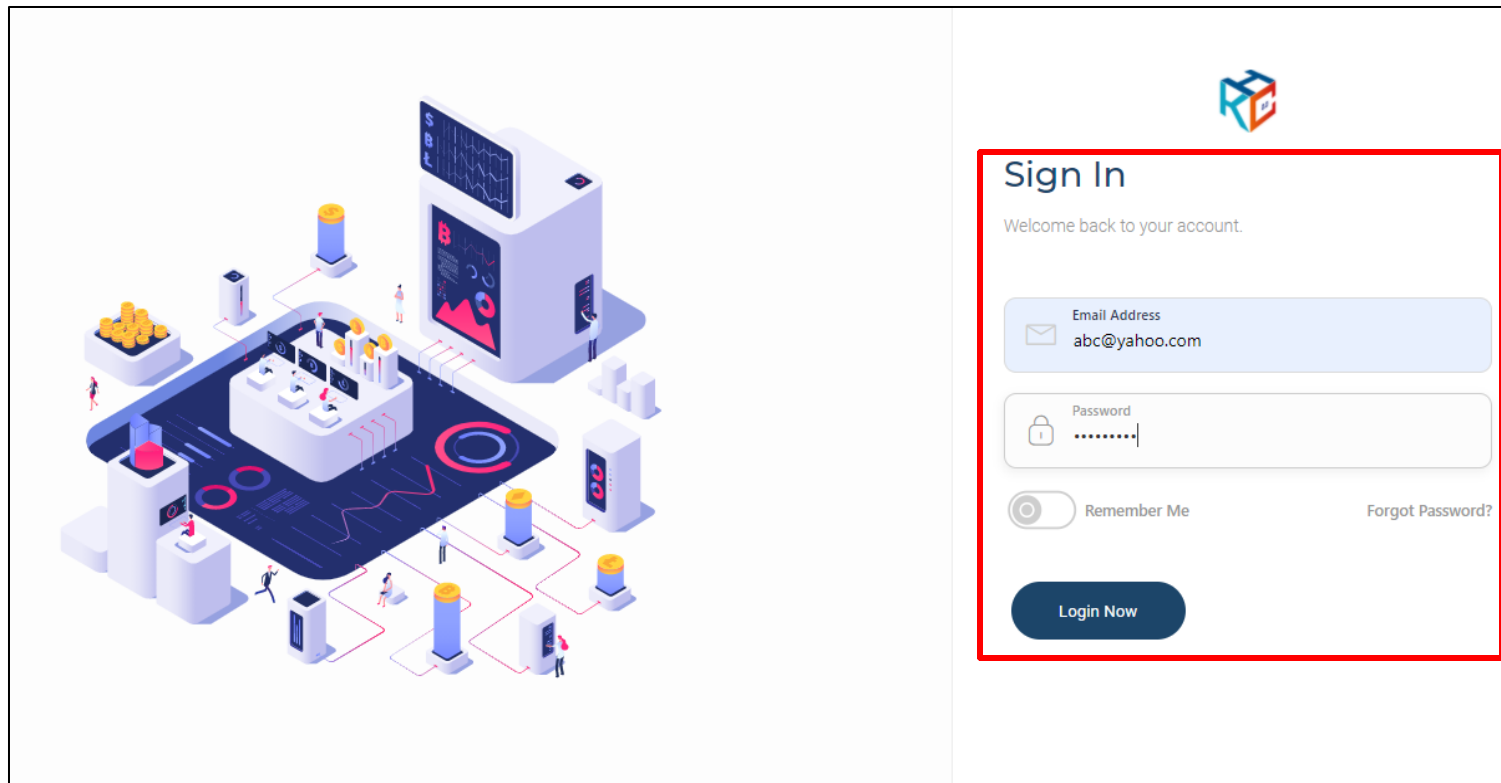
- a. Action by : Participant
- b. Instruction : Fill up the form
 - Fill up all the required information and enter captcha
 - Tick the box of agree with term and regulation
 - Click register button
- c. Expected Result :



The screenshot shows a web registration form titled "REGISTRATION". At the top right, there is a "GUEST" dropdown menu. The form contains several sections: "Member Category" with a "Nationality" dropdown menu; "Personal Info" with fields for "Full Name", "Email Address", "Phone Code" (dropdown), "Phone No.", "Password", and "Password Confirmation"; and a "Captcha" section with a "Enter Captcha Result" field. At the bottom, there is a checkbox labeled "I agree with term and regulation" and a "Register" button. Both the checkbox and the "Register" button are highlighted with red rectangles. "Cancel" buttons are visible at the top right and bottom right of the form area.

3. Activation HKC Account

- a. Action by : Participant
- b. Instruction : Received HKC account activation email, please click the link to activate your HKC account and Log in to activate
- c. Expected Result :

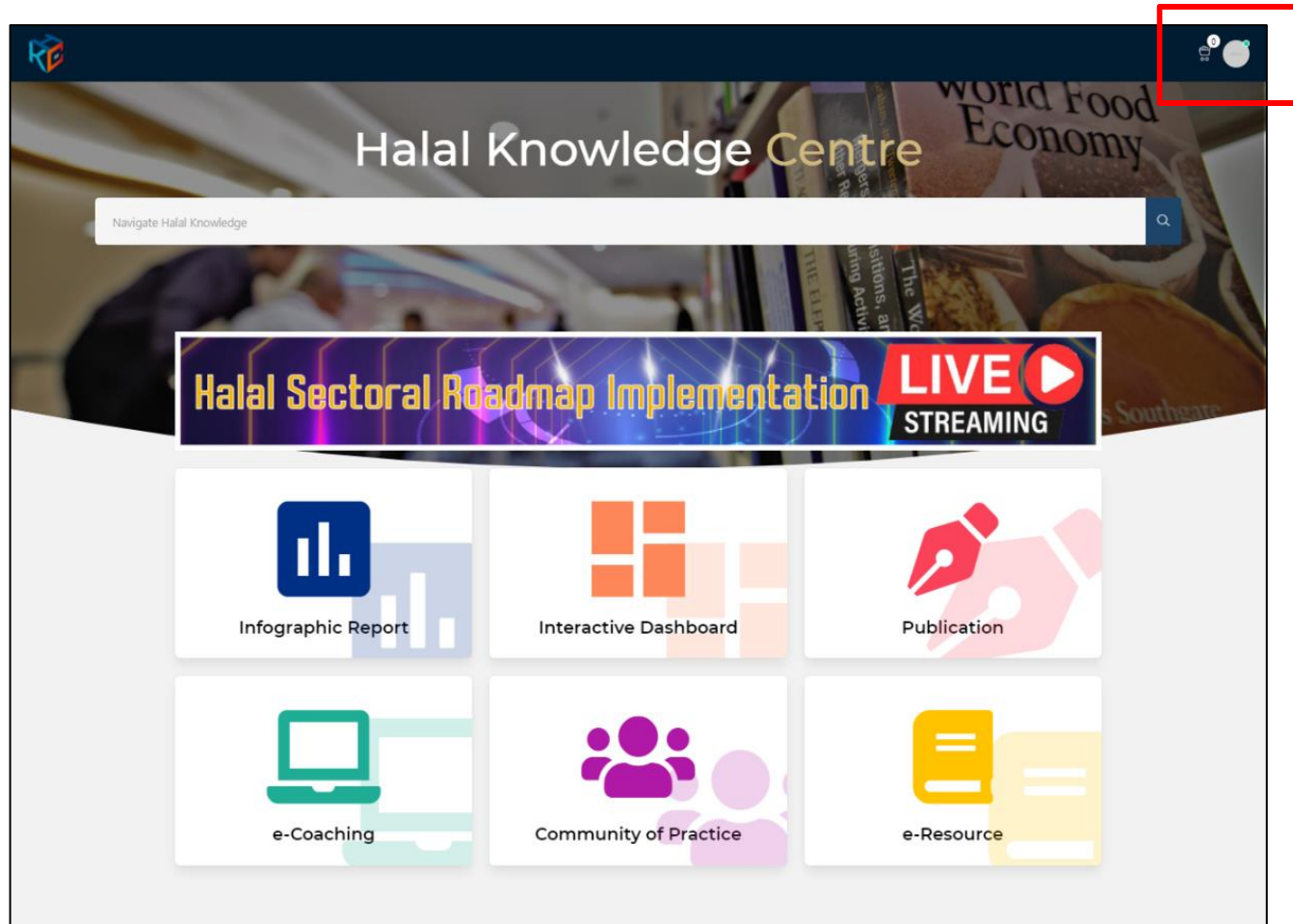


4. Successful HKC Account Activation

a. Action by : Participant

b. Expected Result :

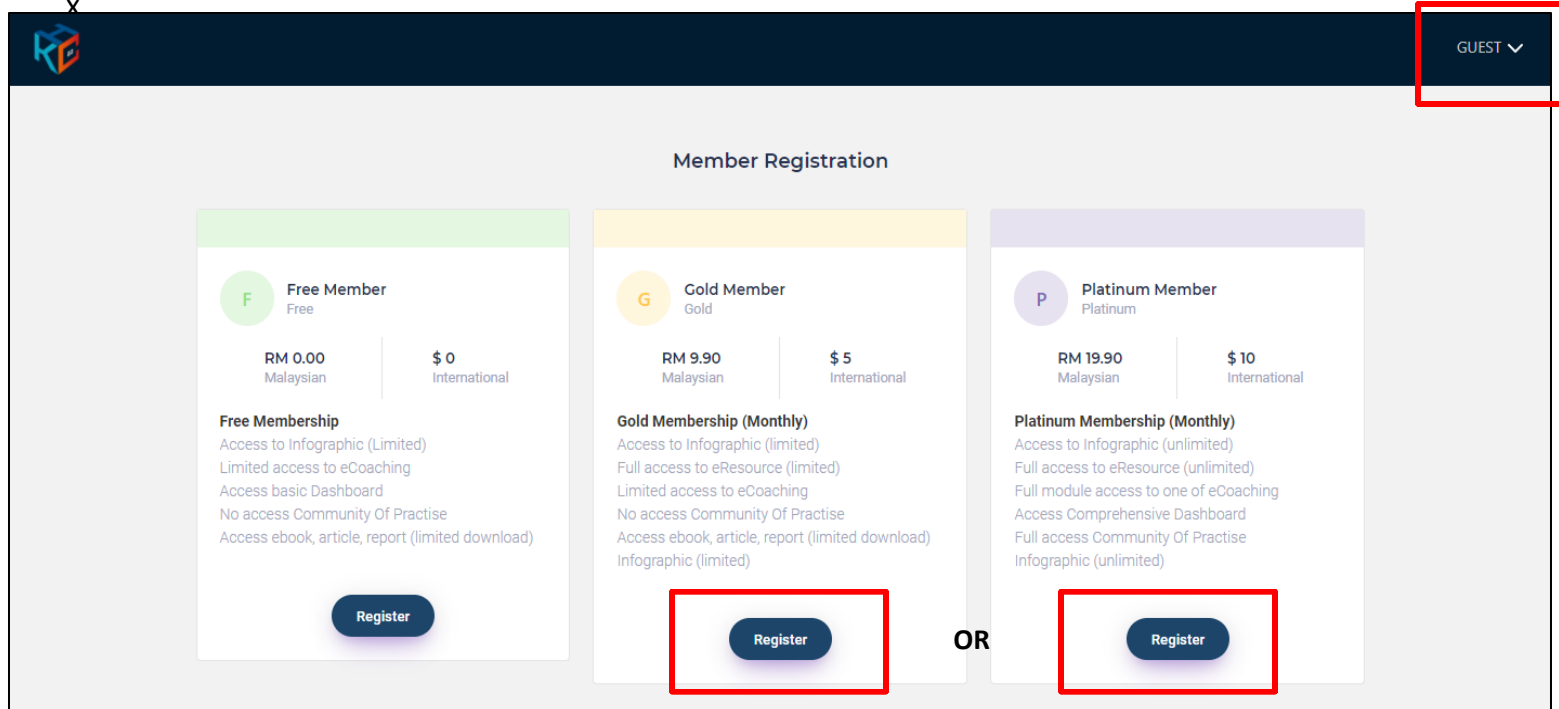
- Main page appear
- Member may browse profile on top-right



5. Registration for HKC Paid Member – Sign Up

- a. Action by : Participant
- b. Instruction : Click GUEST, choose sign up and click register button for your membership selection type. For yearly subscription please contact admin at knowledge@hdcglobal.com @ +603 7965 5489

c. E
X



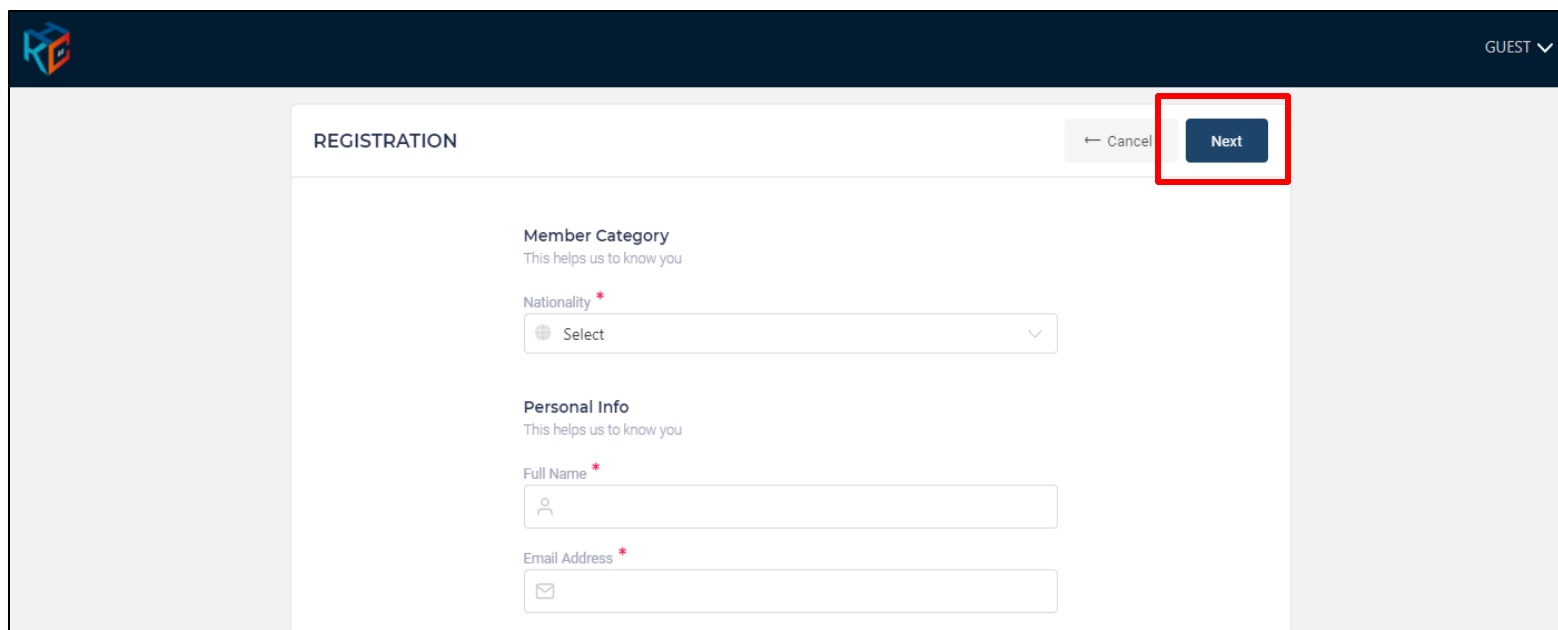
The screenshot displays the 'Member Registration' page. At the top right, a 'GUEST' dropdown menu is highlighted with a red box. Below the header, three membership options are presented:

- Free Member (F):** Free. RM 0.00 (Malaysian), \$ 0 (International). Features include limited infographic access, limited eCoaching access, basic dashboard, no access to the community of practice, and limited ebook/article/report downloads. A 'Register' button is at the bottom.
- Gold Member (G):** Gold. RM 9.90 (Malaysian), \$ 5 (International). Features include limited infographic access, limited eResource access, limited eCoaching access, no access to the community of practice, and limited ebook/article/report downloads. A 'Register' button is at the bottom, highlighted with a red box.
- Platinum Member (P):** Platinum. RM 19.90 (Malaysian), \$ 10 (International). Features include unlimited infographic access, unlimited eResource access, full eCoaching module access, comprehensive dashboard access, full community of practice access, and unlimited infographic access. A 'Register' button is at the bottom, highlighted with a red box.

The word 'OR' is positioned between the Gold and Platinum membership cards.

6. Registration Form

- a. Action by : Participant
- b. Instruction : Fill up the form and click next button
- c. Expected Result :

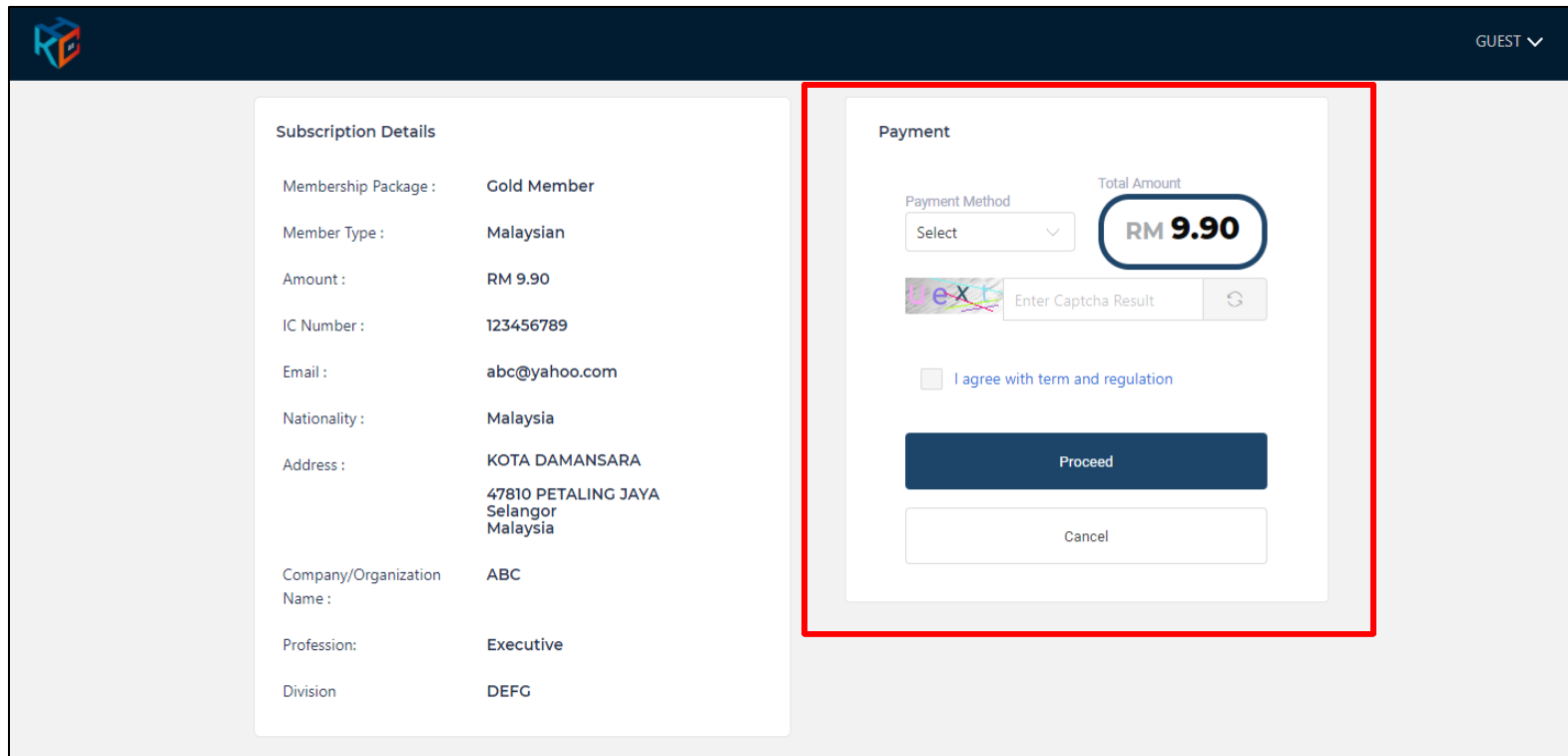


The screenshot shows a registration form with the following elements:

- Header:** A dark blue header with the HKC logo on the left and 'GUEST' with a dropdown arrow on the right.
- Form Title:** 'REGISTRATION' is centered at the top of the form area.
- Navigation:** A '← Cancel' button is on the left, and a 'Next' button is on the right, highlighted with a red box.
- Member Category:** A section titled 'Member Category' with the subtitle 'This helps us to know you'. It contains a 'Nationality' dropdown menu with a globe icon and the text 'Select'.
- Personal Info:** A section titled 'Personal Info' with the subtitle 'This helps us to know you'. It contains two input fields: 'Full Name' with a person icon and 'Email Address' with an envelope icon.

7. Proceed for Payment

- a. Action by : Participant
- b. Instruction : Proceed for membership payment fee
 - Select payment method
 - Enter Captcha
 - Tick the term and regulation
 - Click proceed to make the payment
- c. Expected Result :



The screenshot shows a web interface for membership payment. On the left, there is a 'Subscription Details' section with the following information:

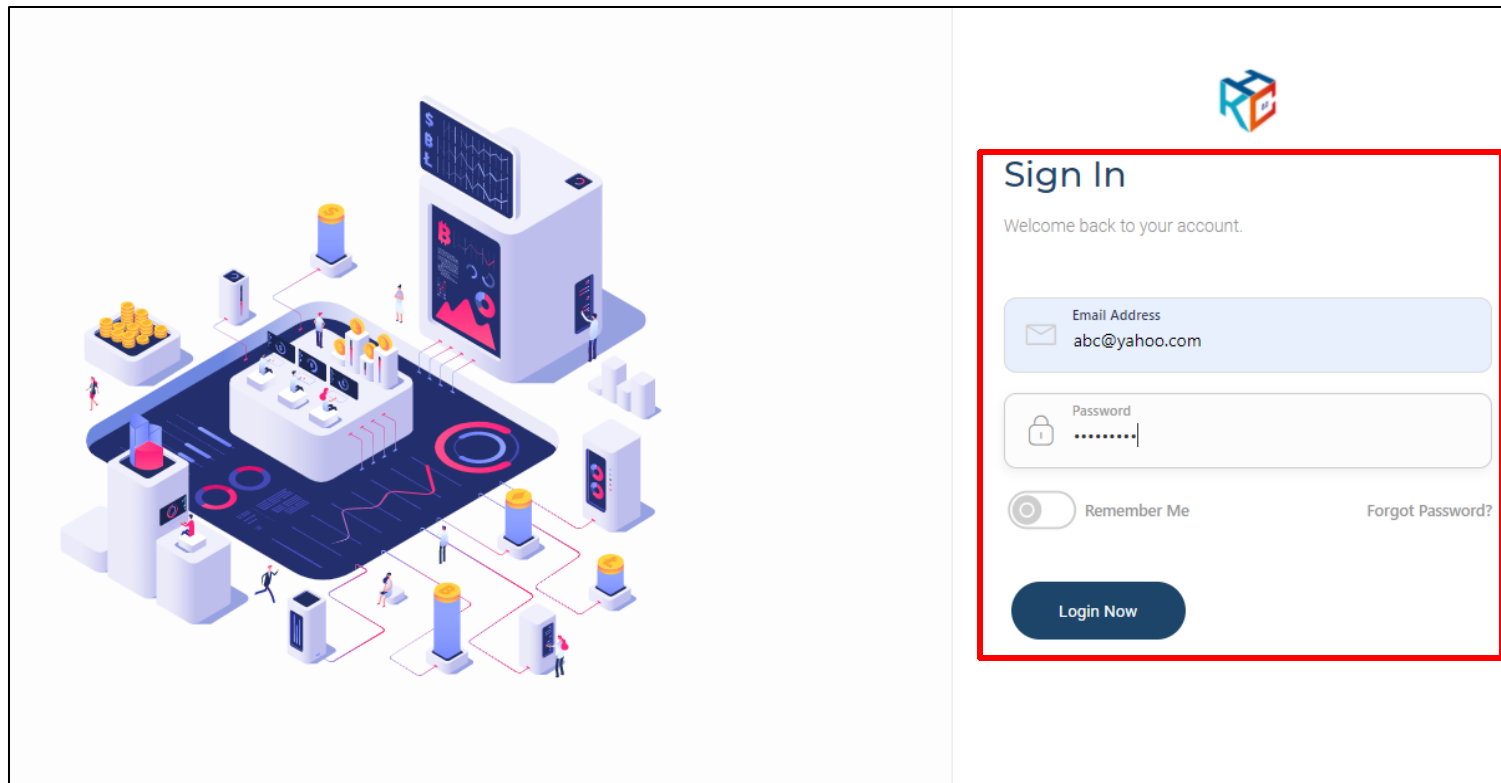
Membership Package :	Gold Member
Member Type :	Malaysian
Amount :	RM 9.90
IC Number :	123456789
Email :	abc@yahoo.com
Nationality :	Malaysia
Address :	KOTA DAMANSARA 47810 PETALING JAYA Selangor Malaysia
Company/Organization Name :	ABC
Profession:	Executive
Division	DEFG

On the right, there is a 'Payment' section highlighted with a red border. It contains:

- A 'Payment Method' dropdown menu with 'Select' as the current option.
- A 'Total Amount' display showing 'RM 9.90' in a rounded box.
- A Captcha verification area with a 'reCAPTCHA' logo and an 'Enter Captcha Result' input field.
- A checkbox labeled 'I agree with term and regulation'.
- A dark blue 'Proceed' button.
- A light grey 'Cancel' button.

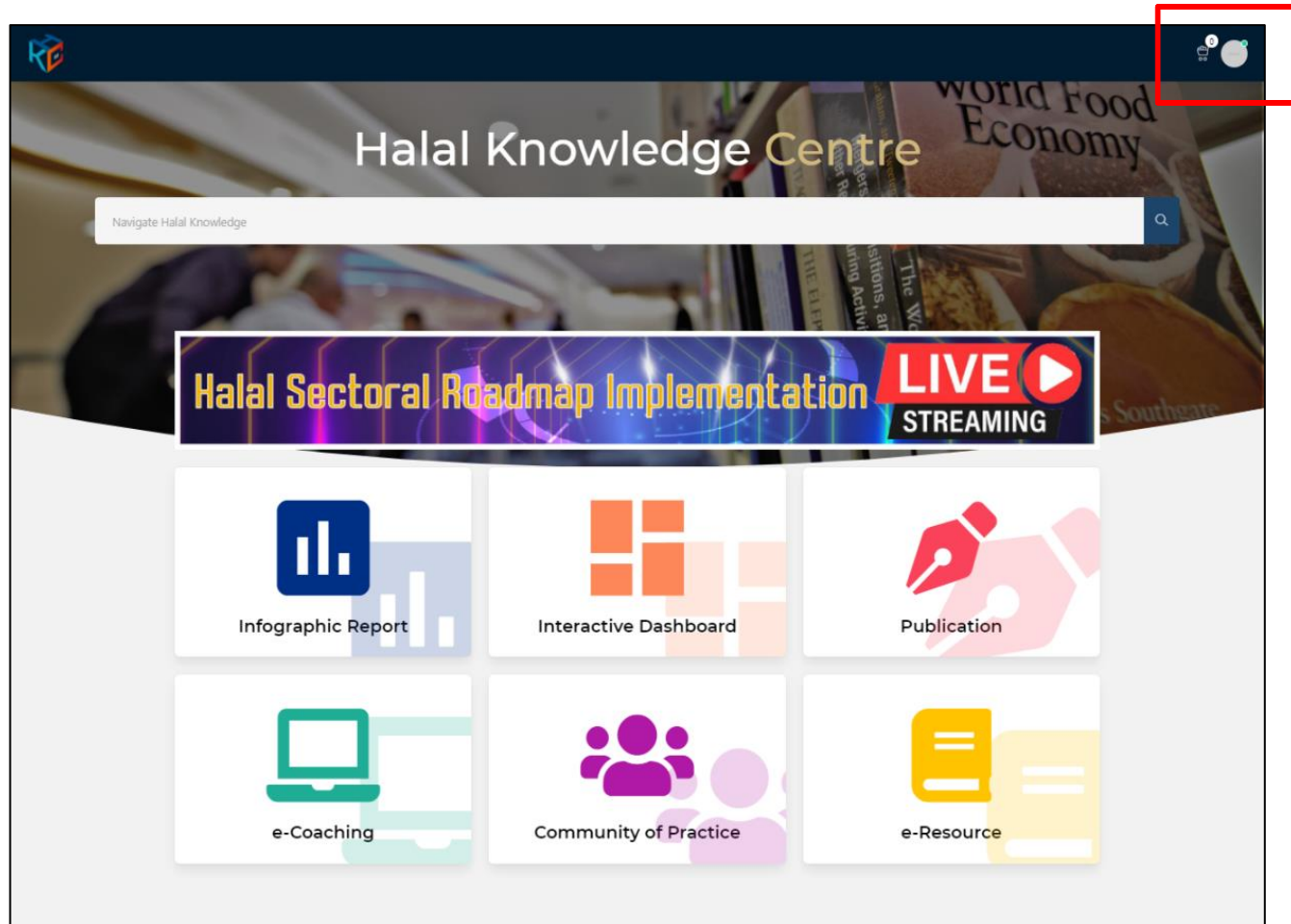
8. Activation HKC Account

- a. Action by : Participant
- b. Instruction : Received HKC account activation email, please click the link to activate your HKC account and Log in to activate
- c. Expected Result :



9. Successful HKC Account Activation

- a. Action by : Participant
- b. Expected Result :
 - Main page appear
 - Member may browse profile on top-right





User Guide

Doc Ref : UG-HKC.Membership.02

Version: 1.0

Printed Date:

Page No : 10 of 10

For enquiries:

Halal Development Corporation Berhad (HDC)

1800–880–555 (Outside Malaysia) / +603 7965 5555 / +603 7965 5489

knowledge@hdcglobal.com